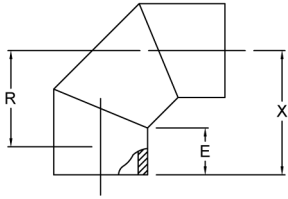


Fabricated Elbows

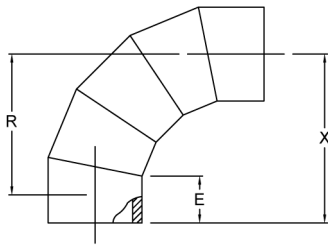
IPS 3-Segment 90 Elbow (1/4 Bend)



| Size [inch] | Part No. | R [inch] | X [inch] | E [inch] | SDR 7 | | SDR 9 | |
|----------------|----------|-------------|-------------|-------------|--------------|-----------------|--------------|-----------------|
| | | | | | WPR [psi] | Weight [lbs] | WPR [psi] | Weight [lbs] |
| 4 | | 6.8 | 10.9 | 6.0 | 220 | 7 | 160 | 6 |
| 6 | | 10.0 | 13.2 | 6.0 | 220 | 16 | 160 | 13 |
| 8 | | 10.7 | 14.6 | 6.5 | 220 | 29 | 160 | 23 |
| 10 | | 13.5 | 16.6 | 6.5 | 220 | 51 | 160 | 42 |
| 12 | | 16.0 | 20.0 | 8.0 | 220 | 84 | 160 | 68 |
| 14 | | 14.5 | 19.4 | 8.0 | 220 | 99 | 160 | 80 |
| 16 | | 16.8 | 21.2 | 8.0 | 220 | 138 | 160 | 112 |
| 18 | | 18.4 | 22.5 | 8.0 | 220 | 184 | 160 | 150 |
| 20 | | 20.4 | 24.1 | 8.0 | 220 | 241 | 160 | 196 |
| 22 | | 22.4 | 25.7 | 8.0 | 220 | 308 | 160 | 251 |
| 24 | | 24.5 | 27.3 | 8.0 | 220 | 394 | 160 | 320 |
| 26 | | 26.5 | 30.9 | 10.0 | | | 160 | 421 |
| 28 | | 28.5 | 32.5 | 10.0 | | | 160 | 509 |
| 30 | | 30.5 | 34.1 | 10.0 | | | | |
| 32 | | 38.0 | 38.9 | 10.0 | | | | |
| 34 | | 41.0 | 41.0 | 10.0 | | | | |
| 36 | | 43.0 | 42.6 | 10.0 | | | | |
| 42 | | 50.0 | 54.0 | 16.0 | | | | |
| 48 | | 58.0 | 59.9 | 16.0 | | | | |
| 54 | | 64.0 | 64.7 | 16.0 | | | | |

| Size [inch] | SDR 11 | | SDR 17 | | SDR 21 | | SDR 26 | | SDR 32.5 | |
|----------------|--------------|-----------------|--------------|-----------------|--------------|-----------------|--------------|-----------------|--------------|-----------------|
| | WPR [psi] | Weight [lbs] | WPR [psi] | Weight [lbs] | WPR [psi] | Weight [lbs] | WPR [psi] | Weight [lbs] | WPR [psi] | Weight [lbs] |
| 4 | 130 | 5 | 85 | 5 | | | | | | |
| 6 | 130 | 11 | 85 | 11 | | | | | | |
| 8 | 130 | 20 | 85 | 14 | | | | | | |
| 10 | 130 | 34 | 85 | 24 | | | | | | |
| 12 | 130 | 57 | 85 | 39 | | | | | | |
| 14 | 130 | 66 | 85 | 45 | | | | | | |
| 16 | 130 | 93 | 85 | 63 | | | | | | |
| 18 | 130 | 126 | 85 | 85 | | | | | | |
| 20 | 130 | 162 | 85 | 111 | | | | | | |
| 22 | 130 | 209 | 85 | 141 | | | | | | |
| 24 | 130 | 267 | 85 | 181 | | | | | | |
| 26 | 130 | 354 | 85 | 239 | | | | | | |
| 28 | 130 | 427 | 85 | 283 | | | | | | |
| 30 | 130 | 510 | 85 | 345 | | | | | | |
| 32 | 130 | 738 | 85 | 496 | | | | | | |
| 34 | 130 | 871 | 85 | 585 | | | | | | |
| 36 | 130 | 1019 | 85 | 686 | | | | | | |
| 42 | | | 85 | 10 | 65 | 856 | | | | |
| 48 | | | | | 65 | 1208 | 50 | 984 | | |
| 54 | | | | | | | 50 | 1401 | 45 | 1126 |

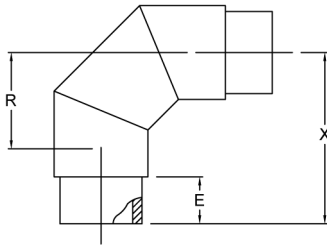
IPS 5-Segment 90 Elbow (1/4 Bend)



| Size [inch] | Part No. | R [inch] | X [inch] | E [inch] | SDR 7 | | SDR 9 | |
|----------------|----------|-------------|-------------|-------------|--------------|-----------------|--------------|-----------------|
| | | | | | WPR [psi] | Weight [lbs] | WPR [psi] | Weight [lbs] |
| 2 | | 12.7 | 14.4 | 4.0 | 250 | 2 | 200 | 2 |
| 3 | | 13.2 | 15.0 | 4.0 | 250 | 5 | 200 | 4 |
| 4 | | 13.7 | 15.5 | 4.0 | 250 | 9 | 200 | 8 |
| 6 | | 14.7 | 18.5 | 6.0 | 250 | 22 | 200 | 18 |
| 8 | | 16.0 | 20.2 | 6.5 | 250 | 40 | 200 | 32 |
| 10 | | 17.0 | 21.2 | 6.5 | 250 | 64 | 200 | 53 |
| 12 | | 19.1 | 24.6 | 8.0 | 250 | 103 | 200 | 84 |
| 14 | | 21.0 | 26.2 | 8.0 | 250 | 132 | 200 | 106 |
| 16 | | 24.0 | 28.8 | 8.0 | 250 | 185 | 200 | 151 |
| 18 | | 27.0 | 31.4 | 8.0 | 250 | 254 | 200 | 207 |
| 20 | | 30.0 | 34.0 | 8.0 | 250 | 335 | 200 | 270 |
| 22 | | 33.0 | 36.6 | 8.0 | 250 | 430 | 200 | 347 |
| 24 | | 36.0 | 39.2 | 8.0 | 250 | 538 | 200 | 437 |
| 26 | | 48.0 | 51.0 | 10.0 | | | 200 | 517 |
| 28 | | 49.0 | 52.0 | 10.0 | | | 200 | 699 |
| 30 | | 52.0 | 54.6 | 10.0 | | | | |
| 32 | | 54.0 | 56.4 | 10.0 | | | | |
| 34 | | 55.0 | 57.4 | 10.0 | | | | |
| 36 | | 58.0 | 60.0 | 10.0 | | | | |
| 42 | | 63.0 | 70.7 | 16.0 | | | | |
| 48 | | 72.0 | 78.4 | 16.0 | | | | |
| 54 | | 81.0 | 86.3 | 16.0 | | | | |

| Size [inch] | SDR 11 | | SDR 17 | | SDR 21 | | SDR 26 | | SDR 32.5 | |
|----------------|--------------|-----------------|--------------|-----------------|--------------|-----------------|--------------|-----------------|--------------|-----------------|
| | WPR [psi] | Weight [lbs] | WPR [psi] | Weight [lbs] | WPR [psi] | Weight [lbs] | WPR [psi] | Weight [lbs] | WPR [psi] | Weight [lbs] |
| 2 | 160 | 1.5 | 105 | 1.5 | | | | | | |
| 3 | 160 | 4 | 105 | 4 | | | | | | |
| 4 | 160 | 7 | 105 | 7 | | | | | | |
| 6 | 160 | 15 | 105 | 15 | | | | | | |
| 8 | 160 | 27 | 105 | 19 | | | | | | |
| 10 | 160 | 43 | 105 | 30 | | | | | | |
| 12 | 160 | 72 | 105 | 46 | | | | | | |
| 14 | 160 | 88 | 105 | 60 | | | | | | |
| 16 | 160 | 125 | 105 | 84 | | | | | | |
| 18 | 160 | 174 | 105 | 118 | | | | | | |
| 20 | 160 | 225 | 105 | 153 | | | | | | |
| 22 | 160 | 292 | 105 | 196 | | | | | | |
| 24 | 160 | 364 | 105 | 247 | | | | | | |
| 26 | 160 | 485 | 105 | 328 | | | | | | |
| 28 | 160 | 587 | 105 | 390 | | | | | | |
| 30 | 160 | 714 | 105 | 483 | | | | | | |
| 32 | 160 | 847 | 105 | 570 | | | | | | |
| 34 | 160 | 996 | 105 | 668 | | | | | | |
| 36 | 160 | 1176 | 105 | 792 | | | | | | |
| 42 | | | 105 | 1215 | 80 | 990 | | | | |
| 48 | | | | | 80 | 1402 | 65 | 1140 | | |
| 54 | | | | | | | 65 | 1788 | 50 | 1436 |

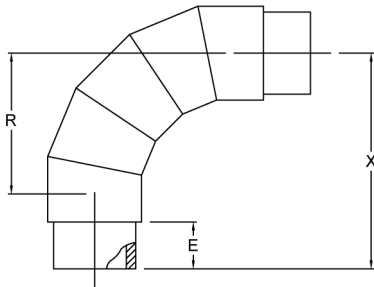
IPS 3-Segment 90 Elbow (1/4 Bend)



- Reinforced
- Fully Pressure Rated with Full Flow ID

| Size [inch] | Part No. | R [inch] | X [inch] | E [inch] | SDR 7 WPR [psi] | SDR 9 WPR [psi] | SDR 11 WPR [psi] | SDR 17 WPR [psi] | SDR 21 WPR [psi] |
|-------------|----------|----------|----------|----------|-----------------|-----------------|------------------|------------------|------------------|
| 4 | | 10.0 | 19.2 | 6.0 | 335 | 250 | 200 | 130 | |
| 6 | | 10.7 | 20.6 | 6.0 | 335 | 250 | 200 | 130 | |
| 8 | | 13.5 | 23.1 | 6.5 | 335 | 250 | 200 | 130 | |
| 10 | | 16.0 | 26.5 | 6.5 | 335 | 250 | 200 | 130 | |
| 12 | | 14.5 | 27.4 | 8.0 | 335 | 250 | 200 | 130 | |
| 14 | | 16.8 | 29.2 | 8.0 | 335 | 250 | 200 | 130 | |
| 16 | | 18.4 | 30.5 | 8.0 | 335 | 250 | 200 | 130 | |
| 18 | | 20.4 | 32.1 | 8.0 | 335 | 250 | 200 | 130 | |
| 20 | | 22.4 | 33.7 | 8.0 | 335 | 250 | 200 | 130 | |
| 22 | | 24.5 | 35.3 | 8.0 | 335 | 250 | 200 | 130 | |
| 24 | | 26.5 | 38.9 | 8.0 | 335 | 250 | 200 | 130 | |
| 30 | | 38.4 | 48.9 | 10.0 | | 250 | 200 | 130 | |
| 36 | | 45.6 | 64.6 | 10.0 | | | 200 | 130 | 100 |

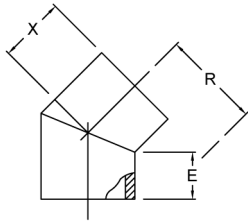
IPS 5-Segment 90 Elbow (1/4 Bend)



- Reinforced
- Fully Pressure Rated with Full Flow ID

| Size [inch] | Part No. | R [inch] | X [inch] | E [inch] | SDR 7 WPR [psi] | SDR 9 WPR [psi] | SDR 11 WPR [psi] | SDR 17 WPR [psi] |
|-------------|----------|----------|----------|----------|-----------------|-----------------|------------------|------------------|
| 4 | | 14.7 | 22.5 | 4.0 | 335 | | 200 | 130 |
| 6 | | 16.0 | 26.2 | 6.0 | 335 | 250 | 200 | 130 |
| 8 | | 17.0 | 27.7 | 6.5 | 335 | 250 | 200 | 130 |
| 10 | | 19.1 | 31.1 | 6.5 | 335 | 250 | 200 | 130 |
| 12 | | 21.0 | 34.2 | 8.0 | 335 | 250 | 200 | 130 |
| 14 | | 24.0 | 36.8 | 8.0 | 335 | 250 | 200 | 130 |
| 16 | | 27.0 | 39.4 | 8.0 | 335 | 250 | 200 | 130 |
| 18 | | 30.0 | 42.0 | 8.0 | 335 | 250 | 200 | 130 |
| 20 | | 33.0 | 44.6 | 8.0 | 335 | 250 | 200 | 130 |
| 22 | | 36.0 | 47.2 | 8.0 | 335 | 250 | 200 | 130 |
| 24 | | 48.0 | 59.0 | 8.0 | 335 | 250 | 200 | 130 |
| 26 | | 49.0 | 62.0 | 10.0 | | 250 | 200 | 130 |
| 28 | | 52.0 | 64.6 | 10.0 | | 250 | 200 | 130 |
| 30 | | 54.0 | 66.4 | 10.0 | | 250 | 200 | 130 |
| 36 | | 57.0 | 69.4 | 10.0 | | 250 | 200 | 130 |

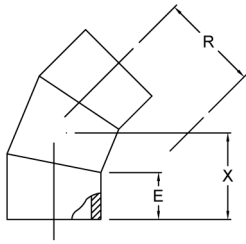
IPS 2-Segment 45 Elbow (1/8 Bend)



| Size [inch] | Part No. | R [inch] | X [inch] | E [inch] | SDR 7 | | SDR 9 | |
|----------------|----------|-------------|-------------|-------------|--------------|-----------------|--------------|-----------------|
| | | | | | WPR [psi] | Weight [lbs] | WPR [psi] | Weight [lbs] |
| 4 | | 6.8 | 6.9 | 6.0 | 220 | 3.5 | 160 | 3 |
| 6 | | 10.0 | 7.4 | 6.0 | 220 | 8 | 160 | 7 |
| 8 | | 10.7 | 8.3 | 6.5 | 220 | 19 | 160 | 15 |
| 10 | | 13.5 | 8.7 | 6.5 | 220 | 31 | 160 | 26 |
| 12 | | 16.0 | 10.6 | 8.0 | 220 | 52 | 160 | 42 |
| 14 | | 14.5 | 10.9 | 8.0 | 220 | 66 | 160 | 53 |
| 16 | | 16.8 | 11.3 | 8.0 | 220 | 86 | 160 | 70 |
| 18 | | 18.4 | 11.7 | 8.0 | 220 | 114 | 160 | 93 |
| 20 | | 20.4 | 12.1 | 8.0 | 220 | 148 | 160 | 119 |
| 22 | | 22.4 | 12.6 | 8.0 | 220 | 178 | 160 | 144 |
| 24 | | 24.5 | 13.0 | 8.0 | 220 | 221 | 160 | 180 |
| 26 | | 26.5 | 15.4 | 10.0 | | | 160 | 247 |
| 28 | | 28.5 | 15.8 | 10.0 | | | 160 | 297 |
| 30 | | 30.5 | 16.2 | 10.0 | | | | |
| 32 | | 38.0 | 16.6 | 10.0 | | | | |
| 34 | | 41.0 | 17.0 | 10.0 | | | | |
| 36 | | 43.0 | 17.5 | 10.0 | | | | |
| 42 | | 50.0 | 24.7 | 16.0 | | | | |
| 48 | | 58.0 | 25.9 | 16.0 | | | | |
| 54 | | 64.0 | 27.2 | 16.0 | | | | |

| Size [inch] | SDR 11 | | SDR 17 | | SDR 21 | | SDR 26 | | SDR 32.5 | |
|----------------|--------------|-----------------|--------------|-----------------|--------------|-----------------|--------------|-----------------|--------------|-----------------|
| | WPR [psi] | Weight [lbs] | WPR [psi] | Weight [lbs] | WPR [psi] | Weight [lbs] | WPR [psi] | Weight [lbs] | WPR [psi] | Weight [lbs] |
| 4 | 130 | 2.5 | 85 | 2.5 | | | | | | |
| 6 | 130 | 6 | 85 | 6 | | | | | | |
| 8 | 130 | 13 | 85 | 9 | | | | | | |
| 10 | 130 | 21 | 85 | 15 | | | | | | |
| 12 | 130 | 35 | 85 | 24 | | | | | | |
| 14 | 130 | 44 | 85 | 30 | | | | | | |
| 16 | 130 | 58 | 85 | 39 | | | | | | |
| 18 | 130 | 79 | 85 | 53 | | | | | | |
| 20 | 130 | 99 | 85 | 67 | | | | | | |
| 22 | 130 | 121 | 85 | 82 | | | | | | |
| 24 | 130 | 151 | 85 | 101 | | | | | | |
| 26 | 130 | 208 | 85 | 141 | | | | | | |
| 28 | 130 | 249 | 85 | 165 | | | | | | |
| 30 | 130 | 286 | 85 | 193 | | | | | | |
| 32 | 130 | 331 | 85 | 224 | | | | | | |
| 34 | 130 | 383 | 85 | 257 | | | | | | |
| 36 | 130 | 441 | 85 | 296 | | | | | | |
| 42 | | | 85 | 432 | 65 | 352 | | | | |
| 48 | | | | | 65 | 478 | 50 | 389 | | |
| 54 | | | | | | | 50 | 538 | 45 | 432 |

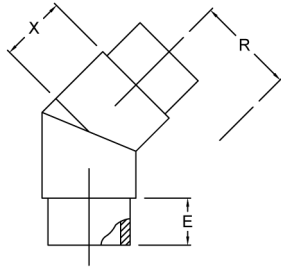
IPS 3-Segment 45 Elbow (1/8 Bend)



| Size [inch] | Part No. | R [inch] | X [inch] | E [inch] | SDR 7 | | SDR 9 | |
|----------------|----------|-------------|-------------|-------------|--------------|-----------------|--------------|-----------------|
| | | | | | WPR [psi] | Weight [lbs] | WPR [psi] | Weight [lbs] |
| 2 | | 12.7 | 6.6 | 4.0 | 250 | 1.5 | 200 | 1 |
| 3 | | 13.2 | 6.8 | 4.0 | 250 | 3 | 200 | 2 |
| 4 | | 13.7 | 7.0 | 4.0 | 250 | 6 | 200 | 5 |
| 6 | | 14.7 | 9.4 | 6.0 | 250 | 11 | 200 | 11 |
| 8 | | 16.0 | 10.3 | 6.5 | 250 | 24 | 200 | 19 |
| 10 | | 17.0 | 10.7 | 6.5 | 250 | 39 | 200 | 32 |
| 12 | | 19.1 | 12.8 | 8.0 | 250 | 62 | 200 | 51 |
| 14 | | 21.0 | 13.2 | 8.0 | 250 | 79 | 200 | 64 |
| 16 | | 24.0 | 14.0 | 8.0 | 250 | 112 | 200 | 91 |
| 18 | | 27.0 | 14.7 | 8.0 | 250 | 146 | 200 | 119 |
| 20 | | 30.0 | 15.5 | 8.0 | 250 | 187 | 200 | 151 |
| 22 | | 33.0 | 16.3 | 8.0 | 250 | 243 | 200 | 197 |
| 24 | | 36.0 | 17.0 | 8.0 | 250 | 298 | 200 | 244 |
| 26 | | 48.0 | 21.4 | 10.0 | | | 200 | 330 |
| 28 | | 49.0 | 21.8 | 10.0 | | | 200 | 393 |
| 30 | | 52.0 | 22.5 | 10.0 | | | | |
| 32 | | 54.0 | 23.1 | 10.0 | | | | |
| 34 | | 55.0 | 23.5 | 10.0 | | | | |
| 36 | | 58.0 | 24.2 | 10.0 | | | | |
| 42 | | 63.0 | 31.7 | 16.0 | | | | |
| 48 | | 72.0 | 34.0 | 16.0 | | | | |
| 54 | | 81.0 | 36.2 | 16.0 | | | | |

| Size [inch] | SDR 11 | | SDR 17 | | SDR 21 | | SDR 26 | | SDR 32.5 | |
|----------------|--------------|-----------------|--------------|-----------------|--------------|-----------------|--------------|-----------------|--------------|-----------------|
| | WPR [psi] | Weight [lbs] | WPR [psi] | Weight [lbs] | WPR [psi] | Weight [lbs] | WPR [psi] | Weight [lbs] | WPR [psi] | Weight [lbs] |
| 2 | 160 | 1 | 105 | 1 | | | | | | |
| 3 | 160 | 2 | 105 | 2 | | | | | | |
| 4 | 160 | 4 | 105 | 4 | | | | | | |
| 6 | 160 | 9 | 105 | 9 | | | | | | |
| 8 | 160 | 16 | 105 | 12 | | | | | | |
| 10 | 160 | 26 | 105 | 18 | | | | | | |
| 12 | 160 | 43 | 105 | 29 | | | | | | |
| 14 | 160 | 53 | 105 | 36 | | | | | | |
| 16 | 160 | 76 | 105 | 51 | | | | | | |
| 18 | 160 | 101 | 105 | 68 | | | | | | |
| 20 | 160 | 126 | 105 | 86 | | | | | | |
| 22 | 160 | 165 | 105 | 111 | | | | | | |
| 24 | 160 | 202 | 105 | 137 | | | | | | |
| 26 | 160 | 277 | 105 | 187 | | | | | | |
| 28 | 160 | 329 | 105 | 218 | | | | | | |
| 30 | 160 | 388 | 105 | 262 | | | | | | |
| 32 | 160 | 464 | 105 | 312 | | | | | | |
| 34 | 160 | 537 | 105 | 361 | | | | | | |
| 36 | 160 | 618 | 105 | 416 | | | | | | |
| 42 | | | 105 | 621 | 80 | 506 | | | | |
| 48 | | | | | 80 | 700 | 65 | 570 | | |
| 54 | | | | | | | 65 | 954 | 50 | 766 |

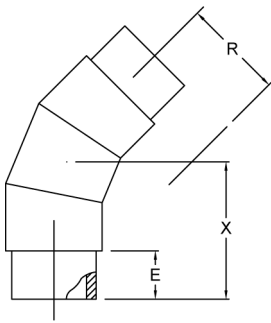
IPS 2-Segment 45 Elbow (1/8 Bend)



- Reinforced
- Fully Pressure Rated with Full Flow ID

| Size [inch] | Part No. | R [inch] | X [inch] | E [inch] | SDR 7 | SDR 9 | SDR 11 | SDR 17 | SDR 21 |
|----------------|----------|-------------|-------------|-------------|--------------|--------------|--------------|--------------|--------------|
| | | | | | WPR [psi] | WPR [psi] | WPR [psi] | WPR [psi] | WPR [psi] |
| 4 | | 10.0 | 13.4 | 6.0 | 335 | 250 | 200 | 130 | |
| 6 | | 10.7 | 14.3 | 6.0 | 335 | 250 | 200 | 130 | |
| 8 | | 13.5 | 15.2 | 6.5 | 335 | 250 | 200 | 130 | |
| 10 | | 16.0 | 17.1 | 6.5 | 335 | 250 | 200 | 130 | |
| 12 | | 14.5 | 18.9 | 8.0 | 335 | 250 | 200 | 130 | |
| 14 | | 16.8 | 19.3 | 8.0 | 335 | 250 | 200 | 130 | |
| 16 | | 18.4 | 19.7 | 8.0 | 335 | 250 | 200 | 130 | |
| 18 | | 20.4 | 20.1 | 8.0 | 335 | 250 | 200 | 130 | |
| 20 | | 22.4 | 20.6 | 8.0 | 335 | 250 | 200 | 130 | |
| 22 | | 24.5 | 21.0 | 8.0 | 335 | 250 | 200 | 130 | |
| 24 | | 26.5 | 23.4 | 8.0 | 335 | 250 | 200 | 130 | |
| 30 | | 38.4 | 26.6 | 10.0 | | 250 | 200 | 130 | |
| 36 | | 45.6 | 27.9 | 10.0 | | | 200 | 130 | 100 |

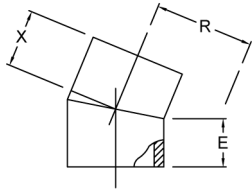
IPS 3-Segment 45 Elbow (1/8 Bend)



- Reinforced
- Fully Pressure Rated with Full Flow ID

| Size [inch] | Part No. | R [inch] | X [inch] | E [inch] | SDR 7 | SDR 9 | SDR 11 | SDR 17 |
|----------------|----------|-------------|-------------|-------------|--------------|--------------|--------------|--------------|
| | | | | | WPR [psi] | WPR [psi] | WPR [psi] | WPR [psi] |
| 4 | | 14.7 | 13.4 | 4.0 | 335 | 250 | 200 | 130 |
| 6 | | 16.0 | 16.3 | 6.0 | 335 | 250 | 200 | 130 |
| 8 | | 17.0 | 17.2 | 6.5 | 335 | 250 | 200 | 130 |
| 10 | | 19.1 | 19.3 | 6.5 | 335 | 250 | 200 | 130 |
| 12 | | 21.0 | 21.2 | 8.0 | 335 | 250 | 200 | 130 |
| 14 | | 24.0 | 22.0 | 8.0 | 335 | 250 | 200 | 130 |
| 16 | | 27.0 | 22.7 | 8.0 | 335 | 250 | 200 | 130 |
| 18 | | 30.0 | 23.5 | 8.0 | 335 | 250 | 200 | 130 |
| 20 | | 33.0 | 24.3 | 8.0 | 335 | 250 | 200 | 130 |
| 22 | | 36.0 | 25.0 | 8.0 | 335 | 250 | 200 | 130 |
| 24 | | 48.0 | 29.4 | 8.0 | 335 | 250 | 200 | 130 |
| 26 | | 49.0 | 31.8 | 10.0 | | 250 | 200 | 130 |
| 28 | | 52.0 | 32.5 | 10.0 | | 250 | 200 | 130 |
| 30 | | 54.0 | 33.1 | 10.0 | | 250 | 200 | 130 |
| 36 | | 57.0 | 34.2 | 10.0 | | 250 | 200 | 130 |

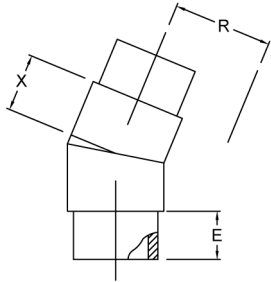
IPS 2-Segment 22.5 Elbow (1/16 Bend)



| Size [inch] | Part No. | R [inch] | X [inch] | E [inch] | SDR 7 | | SDR 9 | |
|----------------|----------|-------------|-------------|-------------|--------------|-----------------|--------------|-----------------|
| | | | | | WPR [psi] | Weight [lbs] | WPR [psi] | Weight [lbs] |
| 2 | | 3.6 | 4.3 | 4.0 | 250 | 1 | 200 | 1 |
| 3 | | 5.3 | 4.4 | 4.0 | 250 | 2 | 200 | 2 |
| 4 | | 6.8 | 4.5 | 4.0 | 250 | 3.5 | 200 | 3 |
| 6 | | 10.0 | 6.7 | 6.0 | 250 | 9 | 200 | 7 |
| 8 | | 10.7 | 7.4 | 6.5 | 250 | 16 | 200 | 13 |
| 10 | | 13.5 | 7.6 | 6.5 | 250 | 26 | 200 | 21 |
| 12 | | 16.0 | 9.3 | 8.0 | 250 | 43 | 200 | 35 |
| 14 | | 14.5 | 9.4 | 8.0 | 250 | 53 | 200 | 42 |
| 16 | | 16.8 | 9.6 | 8.0 | 250 | 73 | 200 | 61 |
| 18 | | 18.4 | 9.8 | 8.0 | 250 | 92 | 200 | 75 |
| 20 | | 20.4 | 10.0 | 8.0 | 250 | 114 | 200 | 92 |
| 22 | | 22.4 | 10.2 | 8.0 | 250 | 146 | 200 | 118 |
| 24 | | 24.5 | 10.4 | 8.0 | 250 | 173 | 200 | 141 |
| 26 | | 26.5 | 12.6 | 10.0 | | | 200 | 201 |
| 28 | | 28.5 | 12.8 | 10.0 | | | 200 | 233 |
| 30 | | 30.5 | 13.0 | 10.0 | | | | |
| 32 | | 38.0 | 13.2 | 10.0 | | | | |
| 34 | | 41.0 | 13.4 | 10.0 | | | | |
| 36 | | 43.0 | 13.6 | 10.0 | | | | |
| 42 | | 50.0 | 20.2 | 16.0 | | | | |
| 48 | | 58.0 | 20.8 | 16.0 | | | | |
| 54 | | 64.0 | 21.4 | 16.0 | | | | |

| Size [inch] | SDR 11 | | SDR 17 | | SDR 21 | | SDR 26 | | SDR 32.5 | |
|----------------|--------------|-----------------|--------------|-----------------|--------------|-----------------|--------------|-----------------|--------------|-----------------|
| | WPR [psi] | Weight [lbs] | WPR [psi] | Weight [lbs] | WPR [psi] | Weight [lbs] | WPR [psi] | Weight [lbs] | WPR [psi] | Weight [lbs] |
| 2 | 160 | 1 | 105 | 1 | | | | | | |
| 3 | 160 | 1.5 | 105 | 1.5 | | | | | | |
| 4 | 160 | 2.5 | 105 | 2.5 | | | | | | |
| 6 | 160 | 6 | 105 | 6 | | | | | | |
| 8 | 160 | 11 | 105 | 9 | | | | | | |
| 10 | 160 | 17 | 105 | 12 | | | | | | |
| 12 | 160 | 31 | 105 | 20 | | | | | | |
| 14 | 160 | 35 | 105 | 24 | | | | | | |
| 16 | 160 | 49 | 105 | 33 | | | | | | |
| 18 | 160 | 63 | 105 | 43 | | | | | | |
| 20 | 160 | 77 | 105 | 52 | | | | | | |
| 22 | 160 | 99 | 105 | 67 | | | | | | |
| 24 | 160 | 117 | 105 | 79 | | | | | | |
| 26 | 160 | 170 | 105 | 116 | | | | | | |
| 28 | 160 | 196 | 105 | 130 | | | | | | |
| 30 | 160 | 224 | 105 | 152 | | | | | | |
| 32 | 160 | 267 | 105 | 179 | | | | | | |
| 34 | 160 | 301 | 105 | 203 | | | | | | |
| 36 | 160 | 338 | 105 | 227 | | | | | | |
| 42 | | | 105 | 324 | 80 | 264 | | | | |
| 48 | | | | | 80 | 350 | 65 | 285 | | |
| 54 | | | | | | | 65 | 537 | 50 | 431 |

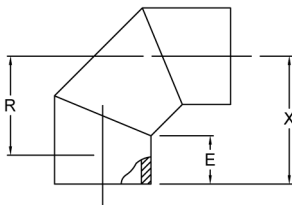
IPS 2-Segment 22.5 Elbow (1/16 Bend)



- Reinforced
- Fully Pressure Rated with Full Flow ID

| Size [inch] | Part No. | R [inch] | X [inch] | E [inch] | SDR 7 | SDR 9 | SDR 11 | SDR 17 | SDR 21 |
|----------------|----------|-------------|-------------|-------------|--------------|--------------|--------------|--------------|--------------|
| | | | | | WPR [psi] | WPR [psi] | WPR [psi] | WPR [psi] | WPR [psi] |
| 4 | | 10.0 | 10.7 | 6.0 | 335 | 250 | 200 | 130 | |
| 6 | | 10.7 | 13.4 | 6.0 | 335 | 250 | 200 | 130 | |
| 8 | | 13.5 | 14.0 | 6.5 | 335 | 250 | 200 | 130 | |
| 10 | | 16.0 | 15.8 | 6.5 | 335 | 250 | 200 | 130 | |
| 12 | | 145.0 | 17.4 | 8.0 | 335 | 250 | 200 | 130 | |
| 14 | | 16.8 | 17.6 | 8.0 | 335 | 250 | 200 | 130 | |
| 16 | | 18.4 | 17.8 | 8.0 | 335 | 250 | 200 | 130 | |
| 18 | | 20.4 | 18.0 | 8.0 | 335 | 250 | 200 | 130 | |
| 20 | | 22.4 | 18.2 | 8.0 | 335 | 250 | 200 | 130 | |
| 22 | | 24.5 | 18.4 | 8.0 | 335 | 250 | 200 | 130 | |
| 24 | | 26.5 | 20.6 | 8.0 | 335 | 250 | 200 | 130 | |
| 30 | | 38.4 | 23.2 | 10.0 | | 250 | 200 | 130 | |
| 36 | | 45.6 | 23.8 | 10.0 | | | 200 | 130 | 100 |

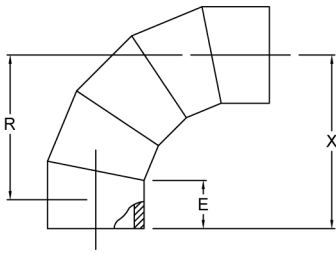
DIPS 3-Segment 90 Elbow (1/4 Bend)



| Size [inch] | Part No. | R [inch] | X [inch] | E [inch] | SDR 9 | SDR 11 | | |
|----------------|----------|-------------|-------------|-------------|--------------|-----------------|--------------|-----------------|
| | | | | | WPR [psi] | Weight [lbs] | WPR [psi] | Weight [lbs] |
| 4 | | 7.2 | 11.2 | 6.0 | 160 | 8 | 130 | 6 |
| 6 | | 10.4 | 13.5 | 6.0 | 160 | 16 | 130 | 13 |
| 8 | | 11.3 | 15.0 | 6.5 | 160 | 27 | 130 | 24 |
| 10 | | 13.9 | 16.9 | 6.5 | 160 | 44 | 130 | 37 |
| 12 | | 16.5 | 20.4 | 8.0 | 160 | 75 | 130 | 62 |
| 14 | | 16.1 | 20.6 | 8.0 | 160 | 103 | 130 | 85 |
| 16 | | 18.3 | 22.3 | 8.0 | 160 | 141 | 130 | 119 |
| 18 | | 19.9 | 23.7 | 8.0 | 160 | 187 | 130 | 155 |
| 20 | | 22.0 | 25.4 | 8.0 | 160 | 239 | 130 | 206 |
| 24 | | 26.3 | 28.8 | 8.0 | 160 | 378 | 130 | 321 |
| 30 | | 38.0 | 38.9 | 10.0 | | | 130 | 731 |

| Size [inch] | SDR 17 | |
|----------------|--------------|-----------------|
| | WPR [psi] | Weight [lbs] |
| 4 | 85 | 4 |
| 6 | 85 | 9 |
| 8 | 85 | 17 |
| 10 | 85 | 26 |
| 12 | 85 | 44 |
| 14 | 85 | 58 |
| 16 | 85 | 78 |
| 18 | 85 | 104 |
| 20 | 85 | 137 |
| 24 | 85 | 215 |
| 30 | 85 | 492 |

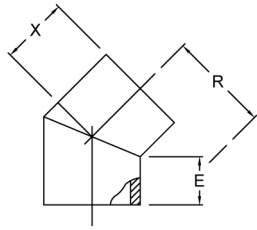
DIPS 5-Segment 90 Elbow (1/4 Bend)



| Size [inch] | Part No. | R [inch] | X [inch] | E [inch] | SDR 9 | | SDR 11 | |
|----------------|----------|-------------|-------------|-------------|--------------|-----------------|--------------|-----------------|
| | | | | | WPR [psi] | Weight [lbs] | WPR [psi] | Weight [lbs] |
| 4 | | 14.0 | 17.7 | 6.0 | 200 | 11 | 160 | 9 |
| 6 | | 15.0 | 18.7 | 6.0 | 200 | 21 | 160 | 17 |
| 8 | | 16.2 | 20.4 | 6.5 | 200 | 35 | 160 | 32 |
| 10 | | 17.2 | 21.4 | 6.5 | 200 | 56 | 160 | 47 |
| 12 | | 19.8 | 25.2 | 8.0 | 200 | 94 | 160 | 78 |
| 14 | | 23.0 | 28.0 | 8.0 | 200 | 134 | 160 | 114 |
| 16 | | 26.1 | 30.6 | 8.0 | 200 | 187 | 160 | 161 |
| 18 | | 29.3 | 33.4 | 8.0 | 200 | 256 | 160 | 211 |
| 20 | | 32.4 | 36.1 | 8.0 | 200 | 328 | 160 | 276 |
| 24 | | 38.7 | 41.6 | 8.0 | 200 | 531 | 160 | 449 |
| 30 | | 48.0 | 51.6 | 10.0 | | | 160 | 847 |

| Size [inch] | SDR 17 | |
|----------------|--------------|-----------------|
| | WPR [psi] | Weight [lbs] |
| 4 | 105 | 5 |
| 6 | 105 | 12 |
| 8 | 105 | 25 |
| 10 | 105 | 33 |
| 12 | 105 | 55 |
| 14 | 105 | 76 |
| 16 | 105 | 106 |
| 18 | 105 | 142 |
| 20 | 105 | 187 |
| 24 | 105 | 301 |
| 30 | 105 | 570 |

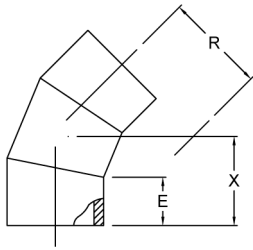
DIPS 2-Segment 45 Elbow (1/8 Bend)



| Size [inch] | Part No. | R [inch] | X [inch] | E [inch] | SDR 9 | | SDR 11 | |
|----------------|----------|-------------|-------------|-------------|--------------|-----------------|--------------|-----------------|
| | | | | | WPR [psi] | Weight [lbs] | WPR [psi] | Weight [lbs] |
| 4 | | 7.2 | 7.0 | 6.0 | 160 | 5 | 130 | 4 |
| 6 | | 10.4 | 7.4 | 6.0 | 160 | 10 | 130 | 8 |
| 8 | | 11.3 | 8.4 | 6.5 | 160 | 17 | 130 | 15 |
| 10 | | 13.9 | 8.8 | 6.5 | 160 | 27 | 130 | 25 |
| 12 | | 16.5 | 10.7 | 8.0 | 160 | 46 | 130 | 38 |
| 14 | | 16.1 | 11.2 | 8.0 | 160 | 64 | 130 | 53 |
| 16 | | 18.3 | 11.6 | 8.0 | 160 | 86 | 130 | 74 |
| 18 | | 19.9 | 12.0 | 8.0 | 160 | 109 | 130 | 90 |
| 20 | | 22.0 | 12.5 | 8.0 | 160 | 139 | 130 | 117 |
| 24 | | 26.3 | 13.3 | 8.0 | 160 | 207 | 130 | 175 |
| 30 | | 38.0 | 16.6 | 10.0 | | | 130 | 336 |

| Size [inch] | SDR 17 | |
|----------------|--------------|-----------------|
| | WPR [psi] | Weight [lbs] |
| 4 | 85 | 3 |
| 6 | 85 | 6 |
| 8 | 85 | 11 |
| 10 | 85 | 16 |
| 12 | 85 | 27 |
| 14 | 85 | 36 |
| 16 | 85 | 48 |
| 18 | 85 | 61 |
| 20 | 85 | 79 |
| 24 | 85 | 117 |
| 30 | 85 | 226 |

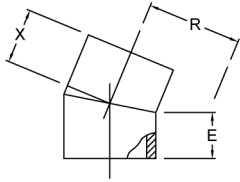
DIPS 3-Segment 45 Elbow (1/8 Bend)



| Size [inch] | Part No. | R [inch] | X [inch] | E [inch] | SDR 9 | | SDR 11 | |
|----------------|----------|-------------|-------------|-------------|--------------|-----------------|--------------|-----------------|
| | | | | | WPR [psi] | Weight [lbs] | WPR [psi] | Weight [lbs] |
| 4 | | 14.0 | 9.1 | 6.0 | 200 | 6 | 160 | 4.5 |
| 6 | | 15.0 | 9.4 | 6.0 | 200 | 13 | 160 | 11 |
| 8 | | 16.2 | 10.4 | 6.5 | 200 | 21 | 160 | 19 |
| 10 | | 17.2 | 10.8 | 6.5 | 200 | 34 | 160 | 28 |
| 12 | | 19.8 | 13.0 | 8.0 | 200 | 58 | 160 | 48 |
| 14 | | 23.0 | 13.8 | 8.0 | 200 | 80 | 160 | 66 |
| 16 | | 26.1 | 14.5 | 8.0 | 200 | 111 | 160 | 95 |
| 18 | | 29.3 | 15.3 | 8.0 | 200 | 146 | 160 | 121 |
| 20 | | 32.4 | 16.1 | 8.0 | 200 | 183 | 160 | 154 |
| 24 | | 38.7 | 17.7 | 8.0 | 200 | 288 | 160 | 243 |
| 30 | | 48.0 | 22.0 | 10.0 | | | 160 | 464 |

| Size [inch] | SDR 17 | |
|----------------|--------------|-----------------|
| | WPR [psi] | Weight [lbs] |
| 4 | 105 | 3 |
| 6 | 105 | 7 |
| 8 | 105 | 14 |
| 10 | 105 | 20 |
| 12 | 105 | 34 |
| 14 | 105 | 45 |
| 16 | 105 | 62 |
| 18 | 105 | 81 |
| 20 | 105 | 105 |
| 24 | 105 | 163 |
| 30 | 105 | 312 |

DIPS 2-Segment 22.5 Elbow (1/16 Bend)



| Size [inch] | Part No. | R [inch] | X [inch] | E [inch] | SDR 9 | | SDR 11 | |
|----------------|----------|-------------|-------------|-------------|--------------|-----------------|--------------|-----------------|
| | | | | | WPR [psi] | Weight [lbs] | WPR [psi] | Weight [lbs] |
| 4 | | 7.2 | 6.5 | 6.0 | 200 | 4 | 160 | 3 |
| 6 | | 10.4 | 6.7 | 6.0 | 200 | 9 | 160 | 7 |
| 8 | | 11.3 | 7.4 | 6.5 | 200 | 14 | 160 | 13 |
| 10 | | 13.9 | 7.6 | 6.5 | 200 | 24 | 160 | 20 |
| 12 | | 16.5 | 9.3 | 8.0 | 200 | 39 | 160 | 32 |
| 14 | | 16.1 | 9.5 | 8.0 | 200 | 56 | 160 | 45 |
| 16 | | 18.3 | 9.7 | 8.0 | 200 | 69 | 160 | 60 |
| 18 | | 19.9 | 9.9 | 8.0 | 200 | 89 | 160 | 73 |
| 20 | | 22.0 | 10.1 | 8.0 | 200 | 114 | 160 | 96 |
| 24 | | 26.3 | 10.6 | 8.0 | 200 | 162 | 160 | 137 |
| 30 | | 38.0 | 13.2 | 10.0 | | | 160 | 267 |

| Size [inch] | SDR 17 | |
|----------------|--------------|-----------------|
| | WPR [psi] | Weight [lbs] |
| 4 | 105 | 2 |
| 6 | 105 | 5 |
| 8 | 105 | 10 |
| 10 | 105 | 14 |
| 12 | 105 | 23 |
| 14 | 105 | 31 |
| 16 | 105 | 39 |
| 18 | 105 | 50 |
| 20 | 105 | 65 |
| 24 | 105 | 92 |
| 30 | 105 | 179 |