

ALUPEX GASystem Fitting friction loss

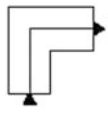

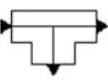
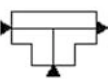
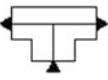
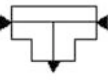
Natural Gas

Volume flow rate: m³/h at 15°C

Density: 0,6

Pressure drop: 1mbar and 2mbar with pressure regulator installed immediately upstream of the gas meter

Zeta- values of Alupex Express fittings with Natural Gas

Pipe outer diameter	Fitting	16	20	26	32
Elbow		1,4	1,1	1	0,8
Intermediate		0,9	0,6	0,5	0,4
Tee - Branch flow (from branch to line)		1,2	0,7	0,6	0,5
Tee - Line flow (from line to branch)		1,5	1,3	1,2	1
Tee - Branch flow (from branch to line)		1,6	1,4	1,3	1,1
Tee - Line flow (from line to branch)		1,6	1,4	1,4	1,1